

# SwitchBlade® x908 Generation 2

## High Capacity Stackable Layer 3+ Modular Switch

The Allied Telesis SBx908 GEN2 is the ideal solution for the modern enterprise network core. This stackable modular switch also has the capacity to support Smart City and IoT networks.

The SBx908 GEN2 delivers a future-proof network with superior flexibility, and integrated wireless LAN management.

The high-capacity 2.6 Terabit fabric eliminates bottlenecks, effortlessly streams video and ensures all traffic in large networks is delivered reliably. Flexible hot-swappable expansion modules (XEMs) support multi-speed (1/2.5/5/10G), 10 Gigabit, 40 Gigabit, and 100 Gigabit to easily expand the SBx908 GEN2 to meet network traffic demands, both now and well into the future.

### Smart City and IoT networks

The SBx908 GEN2 has large switching and routing tables to support Smart City networks and the Internet of Things (IoT). It meets the increasing demand for the convergence of multiple services, like video surveillance, public Wi-Fi, information kiosks, environmental sensors and more.

### Network automation

Allied Telesis Autonomous Management Framework™ (AMF) meets the increasing management requirements of modern converged networks, by automating many everyday tasks. AMF has powerful features that allow an entire network to be easily managed as a single virtual device.

Vista Manager™ EX is an intuitive graphical tool for monitoring and managing AMF wired and Autonomous Wave Control (AWC) wireless devices. Full visibility and powerful features enable proactive management of large networks.

### Device and network management

The Device GUI on the SBx908 GEN2 enables graphical monitoring of key switch features to support easy management.

Integrated into the Device GUI, Vista Manager mini supports visibility and management of AMF wired and AWC wireless network devices, making it ideal as a one-stop solution for small to medium-sized networks.

AWC is an intelligent, easy to use Wireless LAN controller that automatically maintains optimal wireless coverage. Vista Manager mini includes AWC floor and heat maps showing wireless coverage. It also supports AWC Channel Blanket hybrid operation, providing maximum performance and seamless roaming.

### Secure

The SBx908 GEN2 is packed with advanced security features to protect the network—from the edge to the core. This includes powerful control over network traffic types and protection against attacks.

AMF ensures secure network management without the overhead of additional complexity.

### Resilient

The convergence of network services in the enterprise has led to increasing demand for highly available networks with minimal downtime. Allied Telesis Virtual Chassis Stacking (VCStack™), in conjunction with link aggregation, provides a network with no single point of failure and a resilient solution for high-availability applications. The SBx908 GEN2 can form a VCStack of up to four units, at any port speed, for enhanced resiliency and simplified device management. Stacks can also be created over long distance fiber links, making it the perfect choice for distributed environments too.

Allied Telesis Ethernet Protection Switched Ring (EPSRing™), and the standards-based G.8032 Ethernet Ring Protection, ensure that distributed network segments have high-speed, resilient access to online resources and applications.

### Reliable

Designed with reliability in mind, the SBx908 GEN2 guarantees the continual delivery of essential services. Hot-swappable components such as XEMs, fans, and load-sharing Power Supply Units (PSUs)



AlliedWare Plus™  
OPERATING SYSTEM

## Key Features

- ▶ 2.6 Terabit fabric
- ▶ 10G, 40G, 100G XEMs
- ▶ Multi-speed (1/2.5/5/10G) XEMs
- ▶ Allied Telesis Autonomous Management Framework™ (AMF)
- ▶ Active Fiber Monitoring of fiber data and stacking links
- ▶ Scalable and flexible
- ▶ OpenFlow v1.3 for SDN
- ▶ Large switching and routing tables
- ▶ VCStack™ up to 4 units, at any port speed
- ▶ VCStack LD for long distance stacking
- ▶ EPSRing™ and G.8032 ERPS for resilient rings
- ▶ Media Access Control Security (MACSec)
- ▶ AT-Vista Manager mini enables:
  - ▶ Wired and wireless network visibility
  - ▶ AWC wireless network management
  - ▶ AWC-Channel Blanket hybrid wireless

pair with near-hitless online stack reconfiguration, to ensure that maintenance doesn't affect network uptime.

### Environmentally friendly

The SBx908 GEN2 supports Energy Efficient Ethernet (EEE), automatically reducing the power consumed by the switch whenever there is no traffic on a port, reducing operating costs.

## Key Features

### VCStack™

- Create a VCStack of up to four units at any port speed. Stacking links are connected in a ring so each device has dual connections to further improve resiliency. VCStack provides a highly available system where network resources are spread out across stacked units, reducing the impact if one of the units fails. Aggregating switch ports on different units across the stack provides excellent network resiliency.

### VCStack LD

- Long-distance stacking allows a VCStack to be created over fiber links to span longer distances, perfect for a distributed network environment.

### Vista Manager mini

- Integrated into the Device GUI, Vista Manager mini provides full network visibility of AMF and AWC devices. Support optimal wireless performance from AWC hybrid operation with maximum throughput and a seamless Wi-Fi user experience.

### Autonomous Management Framework™ (AMF)

- AMF is a sophisticated suite of management tools that provide a simplified approach to network management. Common tasks are automated or made so simple that the everyday running of a network can be achieved without the need for highly-trained, and expensive, network engineers. Powerful features like centralized management, auto-backup, auto-upgrade, auto-provisioning and auto-recovery enable plug-and-play networking and zero-touch management.
- The SBx908 GEN2 can operate as the AMF network master, storing firmware and configuration backups for all other network nodes. The AMF master enables auto-provisioning and auto-upgrade by providing appropriate files to new network members.
- AMF Guestnode allows Allied Telesis wireless access points and further switching products, as well as third party devices such as IP phones and security cameras, to be part of an AMF network.
- The SBx908 GEN2 provides a single-pane-of-glass interface to the entire network. Administrators can view the AMF topology map using the intuitive Device GUI.

### AWC Wireless Management

- Optimize wireless network performance with the Autonomous Wave Controller (AWC), built-in to the SBx908 GEN2. AWC analyzes wireless traffic patterns and automatically reconfigures access points to meet demand.
- Wireless network operation in multi-channel, single-channel (Channel Blanket), and hybrid (multi-channel and Channel Blanket) modes, supports maximum data throughput and seamless roaming for the most flexible wireless solution available.

### Large Network Tables

- High-capacity 2.6 Terabit fabric and 1,905Mpps packet forwarding provide powerful data transfer capability, supporting large campus networks as well as Smart City and IoT solutions. Large MAC and IP host tables are ready for the increasing number of connected devices found in modern enterprise and city-wide networks.

### Multi-speed Ports

- Copper ports on the XEM2-12XTm and XEM2-8XTm expansion modules support 2.5 and 5 Gigabit connectivity to enable high-speed wireless, or maximum downlink speed using legacy Cat5E/6 cabling.

### Virtual Routing and Forwarding (VRF Lite)

- VRF Lite provides Layer 3 network virtualization by dividing a single switch into multiple independent virtual routing domains. With independent routing domains, IP addresses can overlap without causing conflict, allowing multiple customers to have their own secure virtual network within the same physical infrastructure. VRF Lite on the SBx908 GEN2 supports both unicast and multicast traffic.

### EPSRing™

- EPSRing allows several switches to form protected rings with 50ms failover—perfect for high performance at the core of Enterprise or Provider Access networks.
- SuperLoop Protection enables a link between two EPSR nodes to be in separate EPSR domains, improving redundancy and network fault resiliency.

### G.8032 Ethernet Ring Protection

- G.8032 provides standards-based high-speed ring protection, that can be deployed stand-alone, or interoperate with Allied Telesis EPSR.
- Ethernet Connectivity Fault Monitoring (CFM) proactively monitors links and VLANs, and provides alerts when a fault is detected.

### sFlow

- sFlow is an industry standard technology for monitoring high speed switched networks. It provides complete visibility into network use, enabling performance optimization, usage accounting/billing, and defence against security threats. Sampled packets sent to a collector ensure it always has a real-time view of network traffic.

### Quality of Service (QoS)

- Comprehensive low-latency wire-speed QoS provides flow-based traffic management with full classification, prioritization, traffic shaping and min/max bandwidth profiles. Enjoy boosted network performance and guaranteed delivery of business-critical Ethernet services and applications. Time-critical services like voice and video applications take precedence over non-essential services like file downloads, maintaining responsiveness of Enterprise applications.

### Premium Software License

- By default, the SBx908 GEN2 offers a comprehensive Layer 2 and standard Layer 3 feature set that includes static routing and IPv6 management features. The feature set can easily be elevated to full Layer 3 by applying the premium software license. This adds dynamic routing protocols and Layer 3 multicasting capabilities.

### Optical DDM

- Most modern optical SFP/SFP+/QSFP+ transceivers support Digital Diagnostics Monitoring (DDM) functions according to the specification

SFF-8472. This enables real time monitoring of the various parameters of the transceiver, such as optical output power, temperature, laser bias current and transceiver supply voltage. Easy access to this information simplifies diagnosing problems with optical modules and fiber connections.

### Active Fiber Monitoring

- Active Fiber Monitoring prevents eavesdropping on fiber communications by monitoring received optical power. If an intrusion is detected, the link can be automatically shut down, or an operator alert can be sent. Active Fiber Monitoring is supported on fiber data and fiber stacking links.

### VLAN ACLs

- Simplify access and traffic control across entire segments of the network. Access Control Lists (ACLs) can be applied to a Virtual LAN (VLAN) as well as a specific port.

### TACACS+ Command Authorization

- Centralize control of which commands may be issued by a specific user of an AlliedWare Plus device. TACACS+ command authorization complements authentication and accounting services for a complete AAA solution.

### UniDirectional Link Detection

- UniDirectional Link Detection (UDLD) is useful for monitoring fiber-optic links between two switches that use two single-direction fibers to transmit and receive packets. UDLD prevents traffic from being sent across a bad link by blocking the ports at both ends of the link in the event that either the individual transmitter or receiver for that connection fails.

### Software-Defined Networking (SDN)

- OpenFlow is a key technology that enables the use of SDN to build smart applications that unlock value and reduce cost.

### VLAN Translation

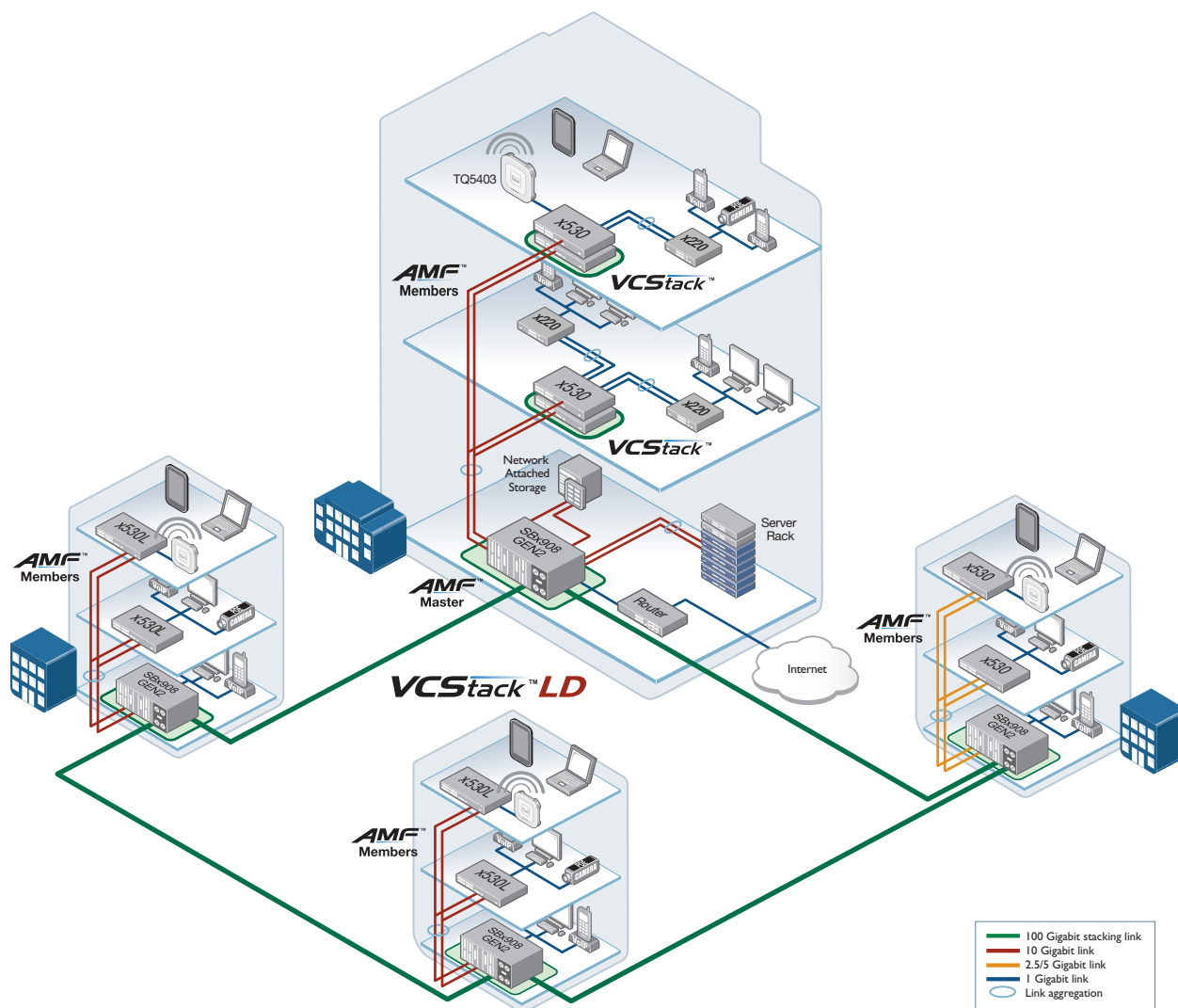
- VLAN Translation allows traffic arriving on a VLAN to be mapped to a different VLAN on the outgoing paired interface.
- In Metro networks, it is common for a network Service Provider (SP) to give each customer their own unique VLAN, yet at the customer location give all customers the same VLAN-ID for tagged packets to use on the wire. SPs can use VLAN Translation to change the tagged packet's VLAN-ID at the customer location to the VLAN-ID for tagged packets to use within the SP's network.
- This feature is also useful in Enterprise environments where it can be used to merge two networks together, without manually reconfiguring the VLAN numbering scheme. This situation can occur if two companies have merged and the same VLAN-ID is used for two different purposes.

### Media Access Control Security (MACSec)

- 802.1AE MACSec secures all traffic on point-to-point Ethernet links between directly connected nodes, ensuring protection against security threats such as denial of service, intrusion, man-in-the-middle, passive wiretapping, and playback attacks.

## Key Solutions

## Distributed network core



Today's large enterprises demand ready access to online resources and applications, and require a high-performing network that can seamlessly carry multiple converged services. This campus solution uses the SwitchBlade x908 GEN2 and VCSStack LD—ideal for a distributed network core that provides high availability, increased capacity and ease of management.

Using VCSStack at the core of the network allows multiple switches to appear as a single virtual chassis, simplifying management. In normal operation, the full bandwidth of the network is used, ensuring always-available online services. Seamless wireless access, and the convergence

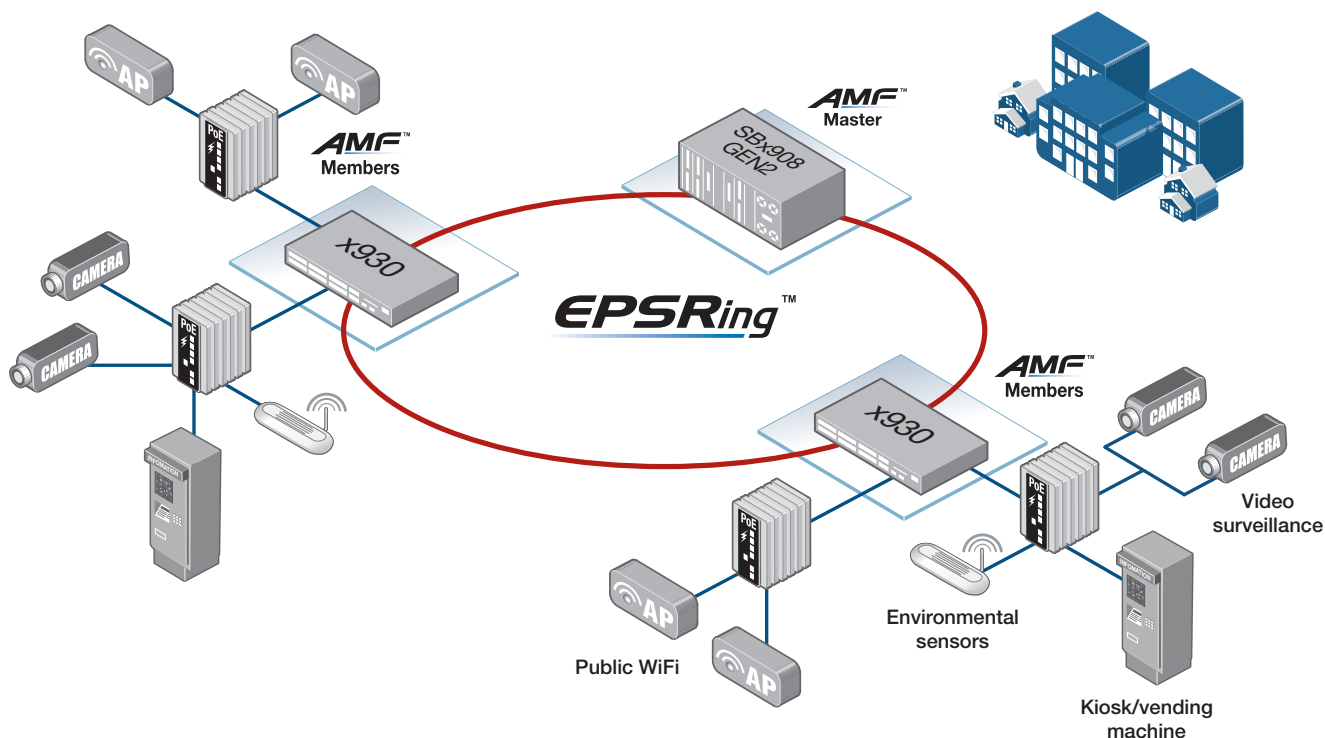
of business data, voice, and video surveillance traffic on the network, are easily supported with this powerful solution.

AMF allows the entire network to be unified for ease of management. The SwitchBlade x908 GEN2 acts as the AMF Master, automatically backing up the entire network, and enabling plug-and-play networking with zero-touch expansion and recovery.

The SwitchBlade x908 GEN2 delivers a protocol-less and Active/Active campus backbone solution, with high performance and flexible scalability.

## Key Solutions

# Smart City network



All over the world, Smart Cities are looking to increase information availability, security and transport efficiency, whilst reducing pollution and waste. Access to real-time data from a variety of sources gives cities the ability to enhance the quality of their urban services, and increase citizen safety.

The SwitchBlade x908 GEN2 is the ideal network core solution for Smart City and IoT networks. Large switching and routing tables support the many devices that make up modern metropolitan networks, including video surveillance cameras, environmental sensors, information kiosks, public Wi-Fi and many more.

EPSR creates a high-speed resilient ring that can utilize 10G, 40G or 100G, and provides extremely fast failover between nodes. EPSR enables rings to recover within as little as 50ms, preventing a node or link failure from impacting the delivery of converged data and video traffic.

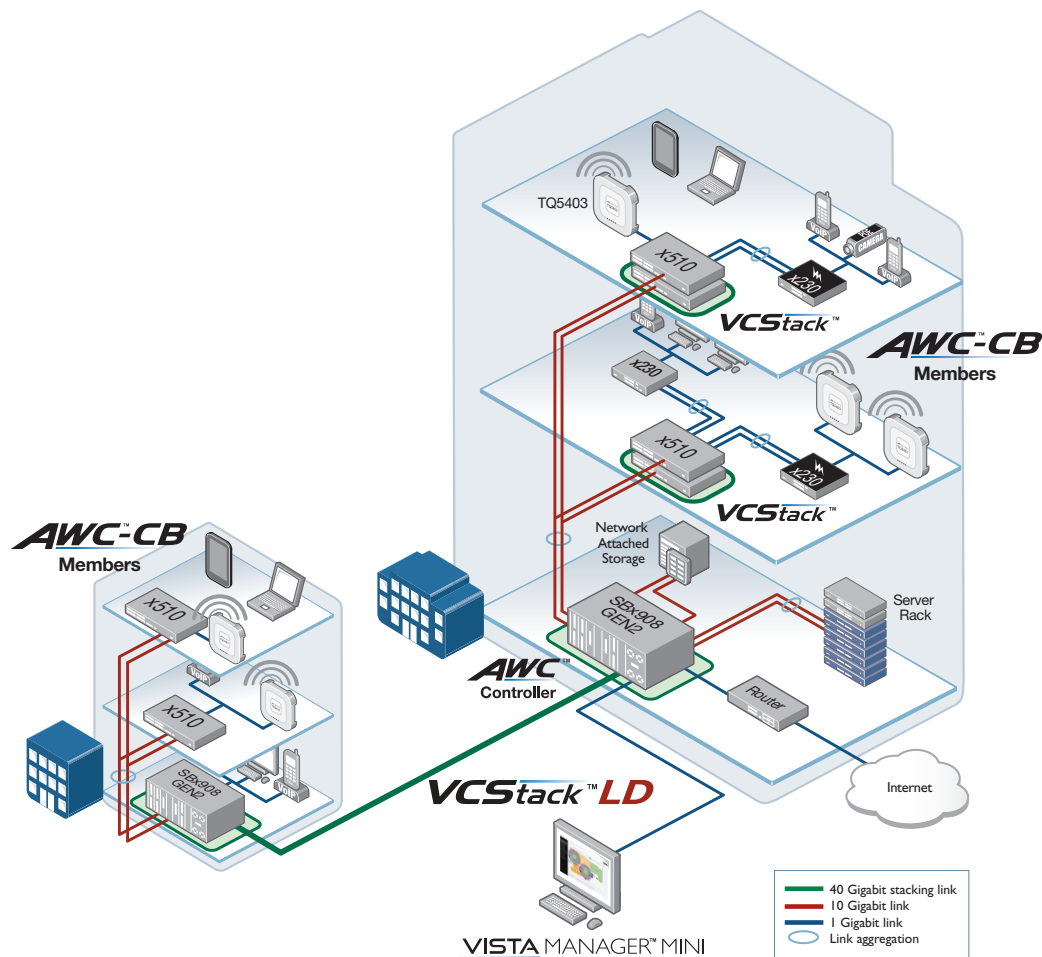
AMF automates many day-to-day tasks, backs up the entire network, and provides the ability to configure many or all devices city-wide—with a single command.

The SwitchBlade x908 GEN2 and Allied Telesis advanced features support network managers in delivering leading Smart City services.



## Key Solutions

## Integrated wireless LAN management



Allied Telesis Autonomous Wave Control (AWC) offers solutions for two of the most common problems with Wireless LANs: initial setup complexity, and on-going performance degradation. Initial WLAN set-up usually requires a site survey to achieve the best coverage, and performance of WLANs can often change over time as external sources of radio interference reduce coverage and bandwidth. These issues can be time-consuming to identify and resolve.

AWC features an intelligent process that automatically recalibrates the signal strength and radio channel of each Access Point (AP) for optimal WLAN performance. This recalibration is performed daily based on measurements taken from each AP to compensate for interference such as unscreened electrical equipment, changes to office layout, or neighbouring wireless networks.

AWC is integrated into the SwitchBlade x908 GEN2 and provides the ideal solution for modern enterprise networks, enabling management of both the wired (with AMF) and wireless (with AWC) networks to be automated. This reduces both the time and cost of network administration, as well as maximizing network performance for a superior user experience.

Up to five TQ Series wireless APs can be managed for free, and up to a further 300 APs (max 305) with feature licenses, are available separately.

When using the TQ5403 APs, hybrid Channel Blanket enables multi-channel and single-channel WiFi operation simultaneously. This supports seamless roaming and maximum throughput. Channel Blanket licenses are available for up to 300 APs.

## Specifications

### Performance

- ▶ 2.6 Terabit Switching Fabric
- ▶ 1,905Mpps forwarding rate
- ▶ Extensive wirespeed traffic classification for ACLs and QoS
- ▶ Supports 10KB Jumbo frame size for data center and server aggregation applications
- ▶ Wirespeed multicasting
- ▶ 96K MAC address entries
- ▶ Up to 96K host entries
- ▶ Up to 32K multicast entries
- ▶ Up to 128 Link Aggregation Groups (LAGS) - any combination of static and dynamic (LACP)
- ▶ 4K VLANs
- ▶ 4GB DDR SDRAM
- ▶ 16MB packet buffer memory
- ▶ 4GB Flash Memory

### Reliability

- ▶ Modular AlliedWare Plus operating system
- ▶ Dual hot swappable PSUs with 1 + 1 redundancy
- ▶ Dual feed support: a separate power circuit can feed each power supply providing extra reliability
- ▶ Hot-swappable expansion modules (XEMs)\*
- ▶ Hot-swappable fan modules
- ▶ Full environmental monitoring of PSUs, fans, temperature and internal voltages, with SNMP traps to alert network managers in case of any failure

### Expandability

- ▶ Eight high speed expansion bays supporting a choice of modules for port flexibility and application versatility
- ▶ Versatile licensing options for additional features

### Power Characteristics

- ▶ AC Voltage: 100 to 240V (+/-10% auto ranging)
- ▶ Frequency: 47 to 63Hz
- ▶ DC Voltage: 36 to 72V

### Diagnostic Tools

- ▶ Active Fiber Monitoring detects tampering on optical links
- ▶ Built-In Self Test (BIST)
- ▶ Cable fault locator (TDR)
- ▶ Find-me device locator
- ▶ Hardware health monitoring
- ▶ Automatic link flap detection and port shutdown
- ▶ Optical Digital Diagnostic Monitoring (DDM)
- ▶ Ping polling for IPv4 and IPv6
- ▶ Port mirroring
- ▶ TraceRoute for IPv4 and IPv6
- ▶ Uni-Directional Link Detection (UDLD)

### IPv4 Features

- ▶ Black hole routing
- ▶ Directed broadcast forwarding
- ▶ DNS relay
- ▶ Equal Cost Multi Path (ECMP) routing
- ▶ Policy-based routing
- ▶ Route maps
- ▶ Route redistribution (OSPF, BGP, RIP)
- ▶ Static unicast and multicast routing for IPv4

- ▶ UDP broadcast helper (IP helper)
- ▶ Up to 64 Virtual Routing and Forwarding (VRF lite) domains (with license)

### IPv6 Features

- ▶ DHCPv6 client and relay
- ▶ DNSv6 client and relay
- ▶ IPv4 and IPv6 dual stack
- ▶ IPv6 hardware ACLs
- ▶ Device management over IPv6 networks with SNMPv6, Telnetv6 and SSHv6
- ▶ NTPv6 client and server
- ▶ Static unicast and multicast routing for IPv6
- ▶ Log to IPv6 hosts with Syslog v6

### Management

- ▶ 7-segment LED provides at-a-glance status and fault information
- ▶ Allied Telesis Management Framework (AMF) enables powerful centralized management and zero-touch device installation and recovery
- ▶ Try AMF for free with the built-in Starter license
- ▶ Console management port on the front panel for ease of access
- ▶ Eco-friendly mode allows ports and LEDs to be disabled to save power
- ▶ Industry-standard CLI with context-sensitive help
- ▶ Out-of-band 10/100/1000T Ethernet management port
- ▶ Powerful CLI scripting engine
- ▶ Comprehensive SNMP MIB support for standards-based device management
- ▶ Built-in text editor
- ▶ Event-based triggers allow user-defined scripts to be executed upon selected system events
- ▶ USB interface allows software release files, configurations and other files to be stored for backup and distribution to other devices

### Quality of Service

- ▶ 8 priority queues with a hierarchy of high priority queues for real time traffic, and mixed scheduling, for each switch port
- ▶ Bandwidth limiting (virtual bandwidth)  
Limit bandwidth per port or per traffic class down to 64kbps
- ▶ Wirespeed traffic classification with low latency essential for VoIP and real-time streaming media applications
- ▶ IPv6 QoS support and IPv6-aware storm protection
- ▶ Policy-based QoS based on VLAN, port, MAC and general packet classifiers
- ▶ Policy-based storm protection
- ▶ Extensive remarking capabilities and taildrop for queue congestion control
- ▶ Queue scheduling options for strict priority, weighted round robin or mixed scheduling
- ▶ IP precedence and DiffServ marking based on layer 2, 3 and 4 headers

### Resiliency Features

- ▶ Control Plane Prioritization (CPP) ensures the CPU always has sufficient bandwidth to process network control traffic
- ▶ Dynamic link failover (host attach)
- ▶ Ethernet Protection Switched Rings (EPSR) with SuperLoop Protection (SLP) and EPSR enhanced recovery for extra resiliency
- ▶ Flexi-stacking allows the use of any port speed to stack

- ▶ Long-Distance VSTACK over fiber (VSTACK LD)
- ▶ Loop protection: loop detection and thrash limiting
- ▶ PVST+ compatibility mode
- ▶ STP root guard
- ▶ VSTACK fast failover minimizes network disruption

### Security

- ▶ Access Control Lists (ACLs) based on layer 3 and 4 headers
- ▶ Configurable ACLs for management traffic
- ▶ Auth fail and guest VLANs
- ▶ Authentication, Authorisation and Accounting (AAA)
- ▶ Bootloader can be password protected for device security
- ▶ BPDU protection
- ▶ DHCP snooping, IP source guard and Dynamic ARP Inspection (DAI)
- ▶ Dynamic VLAN assignment
- ▶ MAC address filtering and MAC address lock-down
- ▶ Media Access Control Security (MACSec)
- ▶ Network Access and Control (NAC) features manage endpoint security
- ▶ Port-based learn limits (intrusion detection)
- ▶ Private VLANs provide security and port isolation for multiple customers using the same VLAN
- ▶ Secure Copy (SCP)
- ▶ Secure File Transfer Protocol (SFTP) client
- ▶ Strong password security and encryption
- ▶ TACACS+ command authorisation
- ▶ Tri-authentication: MAC-based, web-based and IEEE 802.1x
- ▶ Web-based authentication
- ▶ RADIUS group selection per VLAN or port
- ▶ RADIUS Proxy

### Software-Defined Networking (SDN)

- ▶ OpenFlow v1.3 with support for encryption, connection interruption and inactivity probe

### Environmental Specifications

- ▶ Operating temperature range:  
0°C to 50°C (32°F to 122°F)  
Derated by 1°C per 305 meters (1,000 ft)
- ▶ Storage temperature range:  
-25°C to 70°C (-13°F to 158°F)
- ▶ Operating relative humidity range:  
5% to 90% non-condensing
- ▶ Storage relative humidity range:  
5% to 95% non-condensing
- ▶ Operating altitude:  
3,050 meters maximum (10,000 ft)

### Electrical Approvals and Compliances

- ▶ EMC: EN55032 class A, FCC class A, VCCI class A
- ▶ Immunity: EN55024, EN61000-3-levels 2 (Harmonics), and 3 (Flicker)

### Safety

- ▶ Standards: UL60950-1, CAN/CSA-C22.2 No. 60950-1-03, EN60950-1, EN60825-1, AS/NZS 60950
- ▶ Certification: UL, cUL, TUV

### Restrictions on Hazardous Substances (RoHS) Compliance

- ▶ EU RoHS compliant
- ▶ China RoHS compliant

\* A reboot is required after hot-swapping a XEM2-1CQ with a XEM of a different type

Physical Specifications

PRODUCT	WIDTH X DEPTH X HEIGHT	MOUNTING	WEIGHT	
			UNPACKAGED	PACKAGED
SwitchBlade x908 GEN2	440 x 480 x 132 mm (17.32 x 18.89 x 5.19 in)	Rack-mount 3 RU	14.32 kg (31.57 lb)	16.7 kg (36.81 lb)
SBxPWRSYS2	84 x 170 x 40 mm (3.30 x 6.69 x 1.57 in)	N/A	1.32 kg (2.91 lb)	1.9 kg (4.18 lb)
XEM2-8XSTm	130 x 166 x 40 mm (5.11 x 6.53 x 1.57 in)	N/A	0.70 kg (1.54 lb)	1.7 kg (3.75 lb)
XEM2-12XTm	130 x 166 x 40 mm (5.11 x 6.53 x 1.57 in)	N/A	0.75 kg (1.65 lb)	1.8 kg (3.97 lb)
XEM2-12XT	130 x 166 x 40 mm (5.11 x 6.53 x 1.57 in)	N/A	0.75 kg (1.65 lb)	1.8 kg (3.97 lb)
XEM2-12XS	130 x 166 x 40 mm (5.11 x 6.53 x 1.57 in)	N/A	0.75 kg (1.65 lb)	1.8 kg (3.97 lb)
XEM2-4QS	130 x 166 x 40 mm (5.11 x 6.53 x 1.57 in)	N/A	0.66 kg (1.45 lb)	1.7 kg (3.75 lb)
XEM2-1CQ	130 x 166 x 40 mm (5.11 x 6.53 x 1.57 in)	N/A	0.62 kg (1.37 lb)	1.6 kg (3.53 lb)

Power and Latency (microseconds)

PRODUCT	MAX POWER CONSUMPTION	MAX HEAT DISSIPATION	LATENCY
SwitchBlade x908 GEN2 with two fan modules and two PSUs	124.7W	425.5 BTU/h	N/A
XEM2-8XSTm (1/2.5/5/10G)	17.8W	60.7 BTU/h	2.2 μs
XEM2-12XTm (1/2.5/5/10G)	29.0W	98.9 BTU/h	2.4 μs
XEM2-12XT (1G/10G)	39.7W	135.6 BTU/h	2.4 μs
XEM2-12XS (1G/10G)	30.3W	103.4 BTU/h	1.9 μs
XEM2-4QS (40G)	16.1W	55.1 BTU/h	0.7 μs
XEM2-1CQ (100G)	6.7W	22.9 BTU/h	0.7 μs

Standards and Protocols

AlliedWare Plus Operating System

Version 5.4.9-2

Authentication

- RFC 1321
- MD5 Message-Digest algorithm
- RFC 1828
- IP authentication using keyed MD5

Border Gateway Protocol (BGP)

- BGP dynamic capability
- BGP outbound route filtering
- RFC 1772
- Application of the Border Gateway Protocol (BGP) in the Internet
- RFC 1997
- BGP communities attribute
- RFC 2385
- Protection of BGP sessions via the TCP MD5 signature option
- RFC 2439
- BGP route flap damping
- RFC 2545
- Use of BGP-4 multiprotocol extensions for IPv6 inter-domain routing
- RFC 2858
- Multiprotocol extensions for BGP-4
- RFC 2918
- Route refresh capability for BGP-4
- RFC 3392
- Capabilities advertisement with BGP-4
- RFC 3882
- Configuring BGP to block Denial-of-Service (DoS) attacks
- RFC 4271
- Border Gateway Protocol 4 (BGP-4)
- RFC 4360
- BGP extended communities
- RFC 4456
- BGP route reflection - an alternative to full mesh iBGP
- RFC 4724
- BGP graceful restart
- RFC 4893
- BGP support for four-octet AS number space
- RFC 5065
- Autonomous system confederations for BGP

Cryptographic Algorithms

FIPS Approved Algorithms

- Encryption (Block Ciphers):
- ▶ AES (ECB, CBC, CFB and OFB Modes)
- ▶ 3DES (ECB, CBC, CFB and OFB Modes)
- Block Cipher Modes:
- ▶ CCM
- ▶ CMAC
- ▶ GCM
- ▶ XTS
- Digital Signatures & Asymmetric Key Generation:
- ▶ DSA
- ▶ ECDSA
- ▶ RSA
- Secure Hashing:
- ▶ SHA-1
- ▶ SHA-2 (SHA-224, SHA-256, SHA-384, SHA-512)

Message Authentication:

- ▶ HMAC (SHA-1, SHA-2(224, 256, 384, 512)
- Random Number Generation:
- ▶ DRBG (Hash, HMAC and Counter)

Non FIPS Approved Algorithms

- RNG (AES128/192/256)
- DES
- MD5

Ethernet Standards

- IEEE 802.1AE
- Media Access Control Security (MACSec)
- IEEE 802.2
- Logical Link Control (LLC)
- IEEE 802.3
- Ethernet
- IEEE 802.3ab
- 1000BASE-T
- IEEE 802.3ae
- 10 Gigabit Ethernet
- IEEE 802.3an
- 10GBASE-T
- IEEE 802.3az
- Energy Efficient Ethernet (EEE)
- IEEE 802.3ba
- 40GBASE-X
- IEEE 802.3bj
- 100GBASE-X
- IEEE 802.3x
- Flow control - full-duplex operation
- IEEE 802.3z
- 1000BASE-X

IPv4 Features

- RFC 768
- User Datagram Protocol (UDP)
- RFC 791
- Internet Protocol (IP)
- RFC 792
- Internet Control Message Protocol (ICMP)
- RFC 793
- Transmission Control Protocol (TCP)
- RFC 826
- Address Resolution Protocol (ARP)
- RFC 894
- Standard for the transmission of IP datagrams over Ethernet networks
- RFC 919
- Broadcasting Internet datagrams
- RFC 922
- Broadcasting Internet datagrams in the presence of subnets
- RFC 932
- Subnetwork addressing scheme
- RFC 950
- Internet standard subnetting procedure
- RFC 951
- Bootstrap Protocol (BootP)
- RFC 1027
- Proxy ARP
- RFC 1035
- DNS client
- RFC 1042
- Standard for the transmission of IP datagrams over IEEE 802 networks
- RFC 1071
- Computing the Internet checksum
- RFC 1122
- Internet host requirements
- RFC 1191
- Path MTU discovery
- RFC 1256
- ICMP router discovery messages
- RFC 1518
- An architecture for IP address allocation with CIDR
- RFC 1519
- Classless Inter-Domain Routing (CIDR)
- RFC 1542
- Clarifications and extensions for BootP
- RFC 1591
- Domain Name System (DNS)
- RFC 1812
- Requirements for IPv4 routers
- RFC 1918
- IP addressing
- RFC 2581
- TCP congestion control

IPv6 Features

- RFC 1981
- Path MTU discovery for IPv6
- RFC 2460
- IPv6 specification
- RFC 2464
- Transmission of IPv6 packets over Ethernet networks
- RFC 2711
- IPv6 router alert option
- RFC 3484
- Default address selection for IPv6
- RFC 3587
- IPv6 global unicast address format
- RFC 3596
- DNS extensions to support IPv6
- RFC 4007
- IPv6 scoped address architecture
- RFC 4193
- Unique local IPv6 unicast addresses
- RFC 4213
- Transition mechanisms for IPv6 hosts and routers
- RFC 4291
- IPv6 addressing architecture
- RFC 4443
- Internet Control Message Protocol (ICMPv6)
- RFC 4861
- Neighbor discovery for IPv6
- RFC 4862
- IPv6 Stateless Address Auto-Configuration (SLAAC)
- RFC 5014
- IPv6 socket API for source address selection
- RFC 5095
- Deprecation of type 0 routing headers in IPv6
- RFC 5175
- IPv6 Router Advertisement (RA) flags option
- RFC 6105
- IPv6 Router Advertisement (RA) guard

Management

- AMF MIB and SNMP traps
- AT Enterprise MIB
- Optical DDM MIB
- SNMPv1, v2c and v3
- IEEE 802.1AB
- Link Layer Discovery Protocol (LLDP)
- RFC 1155
- Structure and identification of management information for TCP/IP-based Internets
- RFC 1157
- Simple Network Management Protocol (SNMP)
- RFC 1212
- Concise MIB definitions
- RFC 1213
- MIB for network management of TCP/IP-based Internets: MIB-II
- RFC 1215
- Convention for defining traps for use with the SNMP
- RFC 1227
- SNMP MUX protocol and MIB
- RFC 1239
- Standard MIB
- RFC 1724
- RIPv2 MIB extension
- RFC 2578
- Structure of Management Information v2 (SMIv2)
- RFC 2579
- Textual conventions for SMIv2
- RFC 2580
- Conformance statements for SMIv2
- RFC 2674
- Definitions of managed objects for bridges with traffic classes, multicast filtering and VLAN extensions
- RFC 2741
- Agent extensibility (AgentX) protocol
- RFC 2787
- Definitions of managed objects for VRRP
- RFC 2819
- RMON MIB (groups 1,2,3 and 9)
- RFC 2863
- Interfaces group MIB
- RFC 3164
- Syslog protocol

SwitchBlade x908 GEN2 | High Capacity Stackable Layer 3+ Modular Switch

RFC 3176	sFlow: a method for monitoring traffic in switched and routed networks
RFC 3411	An architecture for describing SNMP management frameworks
RFC 3412	Message processing and dispatching for the SNMP
RFC 3413	SNMP applications
RFC 3414	User-based Security Model (USM) for SNMPv3
RFC 3415	View-based Access Control Model (VACM) for SNMP
RFC 3416	Version 2 of the protocol operations for the SNMP
RFC 3417	Transport mappings for the SNMP
RFC 3418	MIB for SNMP
RFC 3621	Power over Ethernet (PoE) MIB
RFC 3635	Definitions of managed objects for the Ethernet-like interface types
RFC 3636	IEEE 802.3 MAU MIB
RFC 4022	MIB for the Transmission Control Protocol (TCP)
RFC 4113	MIB for the User Datagram Protocol (UDP)
RFC 4188	Definitions of managed objects for bridges
RFC 4292	IP forwarding table MIB
RFC 4293	MIB for the Internet Protocol (IP)
RFC 4318	Definitions of managed objects for bridges with RSTP
RFC 4560	Definitions of managed objects for remote ping, traceroute and lookup operations
RFC 6527	Definitions of managed objects for VRRPv3

Multicast Support

Bootstrap Router (BSR) mechanism for PIM-SM	
IGMP query solicitation	
IGMP snooping (IGMPv1, v2 and v3)	
IGMP snooping fast-leave	
IGMP/MLD multicast forwarding (IGMP/MLD proxy)	
MLD snooping (MLDv1 and v2)	
PIM for IPv6	
PIM SSM for IPv6	
RFC 1112	Host extensions for IP multicasting (IGMPv1)
RFC 2236	Internet Group Management Protocol v2 (IGMPv2)
RFC 2710	Multicast Listener Discovery (MLD) for IPv6
RFC 2715	Interoperability rules for multicast routing protocols
RFC 3306	Unicast-prefix-based IPv6 multicast addresses
RFC 3376	IGMPv3
RFC 3810	Multicast Listener Discovery v2 (MLDv2) for IPv6
RFC 3956	Embedding the Rendezvous Point (RP) address in an IPv6 multicast address
RFC 3973	PIM Dense Mode (DM)
RFC 4541	IGMP and MLD snooping switches
RFC 4601	Protocol Independent Multicast - Sparse Mode (PIM-SM): protocol specification (revised)
RFC 4604	Using IGMPv3 and MLDv2 for source-specific multicast

RFC 4607	Source-specific multicast for IP
<b>Open Shortest Path First (OSPF)</b>	
OSPF link-local signaling	
OSPF MD5 authentication	
Out-of-band LSDB resync	
RFC 1245	OSPF protocol analysis
RFC 1246	Experience with the OSPF protocol
RFC 1370	Applicability statement for OSPF
RFC 1765	OSPF database overflow
RFC 2328	OSPFv2
RFC 2370	OSPF opaque LSA option
RFC 2740	OSPFv3 for IPv6
RFC 3101	OSPF Not-So-Stubby Area (NSSA) option
RFC 3509	Alternative implementations of OSPF area border routers
RFC 3623	Graceful OSPF restart
RFC 3630	Traffic engineering extensions to OSPF
RFC 4552	Authentication/confidentiality for OSPFv3
RFC 5329	Traffic engineering extensions to OSPFv3
RFC 5340	OSPFv3 for IPv6 (partial support)

Quality of Service (QoS)

IEEE 802.1p	Priority tagging
RFC 2211	Specification of the controlled-load network element service
RFC 2474	DiffServ precedence for eight queues/port
RFC 2475	DiffServ architecture
RFC 2597	DiffServ Assured Forwarding (AF)
RFC 2697	A single-rate three-color marker
RFC 2698	A two-rate three-color marker
RFC 3246	DiffServ Expedited Forwarding (EF)

Resiliency Features

IEEE 802.1AX	Link aggregation (static and LACP)
IEEE 802.1D	MAC bridges
IEEE 802.1s	Multiple Spanning Tree Protocol (MSTP)
IEEE 802.1w	Rapid Spanning Tree Protocol (RSTP)
IEEE 802.3ad	Static and dynamic link aggregation
RFC 5798	Virtual Router Redundancy Protocol version 3 (VRRPv3) for IPv4 and IPv6

Routing Information Protocol (RIP)

RFC 1058	Routing Information Protocol (RIP)
RFC 2080	RIPng for IPv6
RFC 2081	RIPng protocol applicability statement
RFC 2082	RIP-2 MD5 authentication
RFC 2453	RIPv2

Security Features

SSH remote login	
SSLv2 and SSLv3	
TACACS+ accounting and authentication	
IEEE 802.1X authentication protocols (TLS, TTLS, PEAP and MD5)	

IEEE 802.1X multi-suplicant authentication	
IEEE 802.1X port-based network access control	
RFC 2818	HTTP over TLS ("HTTPS")
RFC 2865	RADIUS authentication
RFC 2866	RADIUS accounting
RFC 2868	RADIUS attributes for tunnel protocol support
RFC 3280	Internet X.509 PKI Certificate and Certificate Revocation List (CRL) profile
RFC 3546	Transport Layer Security (TLS) extensions
RFC 3579	RADIUS support for Extensible Authentication Protocol (EAP)
RFC 3580	IEEE 802.1x RADIUS usage guidelines
RFC 3748	PPP Extensible Authentication Protocol (EAP)
RFC 4251	Secure Shell (SSHv2) protocol architecture
RFC 4252	Secure Shell (SSHv2) authentication protocol
RFC 4253	Secure Shell (SSHv2) transport layer protocol
RFC 4254	Secure Shell (SSHv2) connection protocol
RFC 5246	TLS v1.2

Services

RFC 854	Telnet protocol specification
RFC 855	Telnet option specifications
RFC 857	Telnet echo option
RFC 858	Telnet suppress go ahead option
RFC 1091	Telnet terminal-type option
RFC 1350	Trivial File Transfer Protocol (TFTP)
RFC 1985	SMTP service extension
RFC 2049	MIME
RFC 2131	DHCPv4 (server, relay and client)
RFC 2132	DHCP options and BootP vendor extensions
RFC 2616	Hypertext Transfer Protocol - HTTP/1.1
RFC 2821	Simple Mail Transfer Protocol (SMTP)
RFC 2822	Internet message format
RFC 3046	DHCP relay agent information option (DHCP option 82)
RFC 3315	DHCPv6 (server, relay and client)
RFC 3633	IPv6 prefix options for DHCPv6
RFC 3646	DNS configuration options for DHCPv6
RFC 3993	Subscriber-ID suboption for DHCP relay agent option
RFC 4330	Simple Network Time Protocol (SNTP) version 4
RFC 5905	Network Time Protocol (NTP) version 4

VLAN Support

Generic VLAN Registration Protocol (GVRP)	
IEEE 802.1ad Provider bridges (VLAN stacking, Q-in-Q)	
IEEE 802.1Q Virtual LAN (VLAN) bridges	
IEEE 802.1v VLAN classification by protocol and port	
IEEE 802.3acVLAN tagging	

Voice over IP (VoIP)

LLDP-MED	ANSI/TIA-1057
Voice VLAN	

Feature Licenses

NAME	DESCRIPTION	INCLUDES	STACK LICENSING
AT-FL-GEN2-01	SwitchBlade x908 GEN2 Premium license	<div>► OSPF<sup>1</sup> (16,000 routes)</div> <div>► BGP4<sup>1</sup> (5,000 routes)</div> <div>► PIMv4-SM, DM and SSM (2,000 entries)</div> <div>► VLAN double tagging (Q-in-Q)</div> <div>► RIPng (5,000 routes)</div> <div>► OSPFv3 (8,000 routes)</div> <div>► BGP4+ (5,000 routes)</div> <div>► MLDv1 and v2</div> <div>► PIMv6-SM and SSM (1,000 entries)</div> <div>► VRF lite (64 domains)</div> <div>► RADIUS Full</div> <div>► UDLD</div> <div>► G.8032 ring protection</div> <div>► Ethernet CFM</div>	<div>► One license per stack member</div>
AT-FL-GEN2-AM20-1YR	AMF Master license	<div>► AMF Master 20 nodes for 1 year</div>	<div>► One license per stack</div>

<sup>1</sup>64 OSPF and BGP routes included in base license



## SwitchBlade x908 GEN2 | High Capacity Stackable Layer 3+ Modular Switch

NAME	DESCRIPTION	INCLUDES	STACK LICENSING
AT-FL-GEN2-AM20-5YR	AMF Master license	▶ AMF Master 20 nodes for 5 years	▶ One license per stack
AT-FL-GEN2-AM40-1YR	AMF Master license	▶ AMF Master 40 nodes for 1 year	▶ One license per stack
AT-FL-GEN2-AM40-5YR	AMF Master license	▶ AMF Master 40 nodes for 5 years	▶ One license per stack
AT-FL-GEN2-AM80-1YR	AMF Master license	▶ AMF Master 80 nodes for 1 year	▶ One license per stack
AT-FL-GEN2-AM80-5YR	AMF Master license	▶ AMF Master 80 nodes for 5 years	▶ One license per stack
AT-FL-GEN2-AM120-1YR	AMF Master license	▶ AMF Master 120 nodes for 1 year	▶ One license per stack
AT-FL-GEN2-AM120-5YR	AMF Master license	▶ AMF Master 120 nodes for 5 years	▶ One license per stack
AT-FL-GEN2-AM180-1YR	AMF Master license	▶ AMF Master 180 nodes for 1 year	▶ One license per stack
AT-FL-GEN2-AM180-5YR	AMF Master license	▶ AMF Master 180 nodes for 5 years	▶ One license per stack
AT-FL-GEN2-AM300-1YR	AMF Master license	▶ AMF Master 300 nodes for 1 year	▶ One license per stack
AT-FL-GEN2-AM300-5YR	AMF Master license	▶ AMF Master 300 nodes for 5 years	▶ One license per stack
AT-FL-GEN2-AC10-1YR	AMF Controller 10	▶ AMF Controller for 10 areas for 1 year	▶ One license per stack
AT-FL-GEN2-AC10-5YR	AMF Controller 10	▶ AMF Controller for 10 areas for 5 years	▶ One license per stack
AT-FL-GEN2-AC30-1YR	AMF Controller 30	▶ AMF Controller for 30 areas for 1 year	▶ One license per stack
AT-FL-GEN2-AC30-5YR	AMF Controller 30	▶ AMF Controller for 30 areas for 5 years	▶ One license per stack
AT-FL-GEN2-AC60-1YR	AMF Controller 60	▶ AMF Controller for 60 areas for 1 year	▶ One license per stack
AT-FL-GEN2-AC60-5YR	AMF Controller 60	▶ AMF Controller for 60 areas for 5 years	▶ One license per stack
AT-FL-GEN2-OF13-1YR	OpenFlow license	▶ OpenFlow v1.3 for 1 year	▶ Not supported on a stack
AT-FL-GEN2-OF13-5YR	OpenFlow license	▶ OpenFlow v1.3 for 5 years	▶ Not supported on a stack
AT-FL-GEN2-MSEC <sup>2</sup>	MACSec license	▶ Media Access Control Security	▶ One license per stack member
AT-FL-GEN2-AWC40-1YR <sup>3</sup>	AWC license	▶ Wireless Controller license for up to 40 access points for 1 year	▶ One license per stack
AT-FL-GEN2-AWC40-5YR <sup>3</sup>	AWC license	▶ Wireless Controller license for up to 40 access points for 5 years	▶ One license per stack
AT-FL-GEN2-AWC80-1YR <sup>3</sup>	AWC license	▶ Wireless Controller license for up to 80 access points for 1 year	▶ One license per stack
AT-FL-GEN2-AWC80-5YR <sup>3</sup>	AWC license	▶ Wireless Controller license for up to 80 access points for 5 years	▶ One license per stack
AT-FL-GEN2-AWC120-1YR <sup>3</sup>	AWC license	▶ Wireless Controller license for up to 120 access points for 1 year	▶ One license per stack
AT-FL-GEN2-AWC120-5YR <sup>3</sup>	AWC license	▶ Wireless Controller license for up to 120 access points for 5 years	▶ One license per stack
AT-FL-GEN2-AWC180-1YR <sup>3</sup>	AWC license	▶ Wireless Controller license for up to 180 access points for 1 year	▶ One license per stack
AT-FL-GEN2-AWC180-5YR <sup>3</sup>	AWC license	▶ Wireless Controller license for up to 180 access points for 5 years	▶ One license per stack
AT-FL-GEN2-AWC250-1YR <sup>3</sup>	AWC license	▶ Wireless Controller license for up to 250 access points for 1 year	▶ One license per stack
AT-FL-GEN2-AWC250-5YR <sup>3</sup>	AWC license	▶ Wireless Controller license for up to 250 access points for 5 years	▶ One license per stack
AT-FL-GEN2-AWC300-1YR <sup>3</sup>	AWC license	▶ Wireless Controller license for up to 300 access points for 1 year	▶ One license per stack
AT-FL-GEN2-AWC300-5YR <sup>3</sup>	AWC license	▶ Wireless Controller license for up to 300 access points for 5 years	▶ One license per stack
AT-FL-GEN2-CB40-1YR <sup>4</sup>	AWC-CB license	▶ AWC-Channel Blanket license for up to 40 access points for 1 year	▶ One license per stack
AT-FL-GEN2-CB40-5YR <sup>4</sup>	AWC-CB license	▶ AWC-Channel Blanket license for up to 40 access points for 5 years	▶ One license per stack
AT-FL-GEN2-CB80-1YR <sup>4</sup>	AWC-CB license	▶ AWC-Channel Blanket license for up to 80 access points for 1 year	▶ One license per stack
AT-FL-GEN2-CB80-5YR <sup>4</sup>	AWC-CB license	▶ AWC-Channel Blanket license for up to 80 access points for 5 years	▶ One license per stack
AT-FL-GEN2-CB120-1YR <sup>4</sup>	AWC-CB license	▶ AWC-Channel Blanket license for up to 120 access points for 1 year	▶ One license per stack
AT-FL-GEN2-CB120-5YR <sup>4</sup>	AWC-CB license	▶ AWC-Channel Blanket license for up to 120 access points for 5 years	▶ One license per stack
AT-FL-GEN2-CB180-1YR <sup>4</sup>	AWC-CB license	▶ AWC-Channel Blanket license for up to 180 access points for 1 year	▶ One license per stack
AT-FL-GEN2-CB180-5YR <sup>4</sup>	AWC-CB license	▶ AWC-Channel Blanket license for up to 180 access points for 5 years	▶ One license per stack
AT-FL-GEN2-CB250-1YR <sup>4</sup>	AWC-CB license	▶ AWC-Channel Blanket license for up to 250 access points for 1 year	▶ One license per stack
AT-FL-GEN2-CB250-5YR <sup>4</sup>	AWC-CB license	▶ AWC-Channel Blanket license for up to 250 access points for 5 years	▶ One license per stack
AT-FL-GEN2-CB300-1YR <sup>4</sup>	AWC-CB license	▶ AWC-Channel Blanket license for up to 300 access points for 1 year	▶ One license per stack
AT-FL-GEN2-CB300-5YR <sup>4</sup>	AWC-CB license	▶ AWC-Channel Blanket license for up to 300 access points for 5 years	▶ One license per stack

<sup>2</sup> MACSec only operates on the XEM2-12XS expansion modules

<sup>3</sup> 5 APs can be managed for free. Add an additional 40, 80, 120, 180, 250 or 300 APs with an AWC license

<sup>4</sup> Both an AWC-CB license and an AWC license are required for Channel Blanket to operate. This feature is supported by TQ5403 and TQ5403e

## SwitchBlade x908 GEN2 | High Capacity Stackable Layer 3+ Modular Switch

### Ordering Information

#### AT-SBx908GEN2-B0y<sup>5</sup>

High capacity Layer 3+ modular switch chassis with 8 x high speed expansion bays, fans included

#### AT-SBxPWRSYS2-Bxy<sup>5,6</sup>

Hot-swappable load-sharing power supply<sup>7</sup>

#### SBxPWRSYS1-B8y<sup>5</sup>

1200W DC system power supply

#### AT-FAN08-B0y<sup>5</sup>

Spare hot-swappable fan module

#### AT-XEM2-8XSTm-B0y<sup>5</sup>

4 x 1/2.5/5/10G RJ45 ports and 4 x 1G/10G SFP+ ports

#### AT-XEM2-12XTm-B0y<sup>5</sup>

12 x 1/2.5/5/10G RJ45 ports

#### AT-XEM2-12XT-B0y<sup>5</sup>

12 x 100M/1G/10G RJ45 ports

#### AT-XEM2-12XS-B0y<sup>5</sup>

12 x 1G/10G SFP+ ports

#### AT-XEM2-4QS-B0y<sup>5</sup>

4 x 40G QSFP+ ports

#### AT-XEM2-1CQ-B0y<sup>5</sup>

1 x 100G QSFP28 port

<sup>5</sup>Where 0y= 01 for 1 year Net Cover support  
05 for 5 year Net Cover support

<sup>6</sup>Where xy= 1y for AC power supply with US power cord  
2y for AC power supply with no power cord  
3y for AC power supply with UK power cord  
4y for AC power supply with AU power cord  
5y for AC power supply with EU power cord

<sup>7</sup>Note that fans are included but NO power supplies ship with the base chassis, they must be ordered separately.

<sup>8</sup>Using Cat 6a/7 cabling

### Accessories

#### SFP Modules

##### AT-SPTX

10/100/1000T 100 m copper

##### AT-SPSX

1000SX GbE multi-mode 850 nm fiber up to 550 m

##### AT-SPSX/I

1000SX GbE multi-mode 850 nm fiber up to 550 m industrial temperature

##### AT-SPEX

1000X GbE multi-mode 1310nm fiber up to 2 km

##### AT-SPLX10

1000LX GbE single-mode 1310 nm fiber up to 10 km

##### AT-SPLX10/I

1000LX GbE single-mode 1310 nm fiber up to 10 km industrial temperature

##### AT-SPBD10-13

1000LX GbE Bi-Di (1310 nm Tx, 1490 nm Rx) fiber up to 10 km

##### AT-SPBD10-14

1000LX GbE Bi-Di (1490 nm Tx, 1310 nm Rx) fiber up to 10 km

##### AT-SPLX40

1000LX GbE single-mode 1310 nm fiber up to 40 km

##### AT-SPZX80

1000ZX GbE single-mode 1550 nm fiber up to 80 km

#### 10GbE SFP+ Modules

##### AT-SP10SR

10GSR 850 nm short-haul, 300 m with MMF

##### AT-SP10SR/I

10GSR 850 nm short-haul, 300 m with MMF industrial temperature

##### AT-SP10LRM

10GLRM 1310 nm short-haul, 220 m with MMF

##### AT-SP10LR

10GLR 1310 nm medium-haul, 10 km with SMF

##### AT-SP10LR/I

10GLR 1310 nm medium-haul, 10 km with SMF industrial temperature

##### AT-SP10LR20/I

10GER 1310nm long-haul, 20 km with SMF industrial temperature

##### AT-SP10ER40/I

10GER 1310nm long-haul, 40 km with SMF industrial temperature

##### AT-SP10ZR80/I

10GER 1550nm long-haul, 80 km with SMF industrial temperature

##### AT-SP10T

10GBase-T 20 m copper<sup>8</sup>

#### 10GbE SFP+ Cables

##### AT-SP10TW1

1 meter SFP+ direct attach cable

##### AT-SP10TW3

3 meter SFP+ direct attach cable

##### AT-SP10TW7

7 meter SFP+ direct attach cable

#### 40G QSFP+ Modules

##### AT-QSFP1CU

1 meter QSFP+ direct attach cable

##### AT-QSFP3CU

3 meter QSFP+ direct attach cable

##### AT-QSFPSR4

40GSR4 850 nm short-haul up to 150 m with MMF, MPO-12

##### AT-QSFPSR4LC

40GSR4 850 nm short-haul up to 150 m with MMF, LC

##### AT-QSFPLR4

40GLR4 1310 nm medium-haul, 10 km with SMF

##### AT-QSFPER4

40GER4 1310 nm long-haul, 40 km with SMF

##### AT-MTP12-1

1 meter MTP optical cable for AT-QSFPSR

##### AT-MTP12-5

5 meter MTP optical cable for AT-QSFPSR

#### 100G QSFP28 Modules

##### AT-QSFP28-1CU

1 meter QSFP28 direct attach cable

##### AT-QSFP28-3CU

3 meter QSFP28 direct attach cable

##### AT-QSFP28-SR4

100GSR 850nm short-haul up to 100 m with MMF

##### AT-QSFP28-LR4

100GLR 1310nm medium-haul, 10 km with SMF



NETWORK SMARTER

**North America Headquarters** | 19800 North Creek Parkway | Suite 100 | Bothell | WA 98011 | USA | T: +1 800 424 4284 | F: +1 425 481 3895

**Asia-Pacific Headquarters** | 11 Tai Seng Link | Singapore | 534182 | T: +65 6383 3832 | F: +65 6383 3830

**EMEA & CSA Operations** | Incheonweg 7 | 1437 EK Rozenburg | The Netherlands | T: +31 20 7950020 | F: +31 20 7950021

[alliedtelesis.com](http://alliedtelesis.com)

© 2020 Allied Telesis, Inc. All rights reserved. Information in this document is subject to change without notice. All company names, logos, and product designs that are trademarks or registered trademarks are the property of their respective owners.  
617-000621 RevY